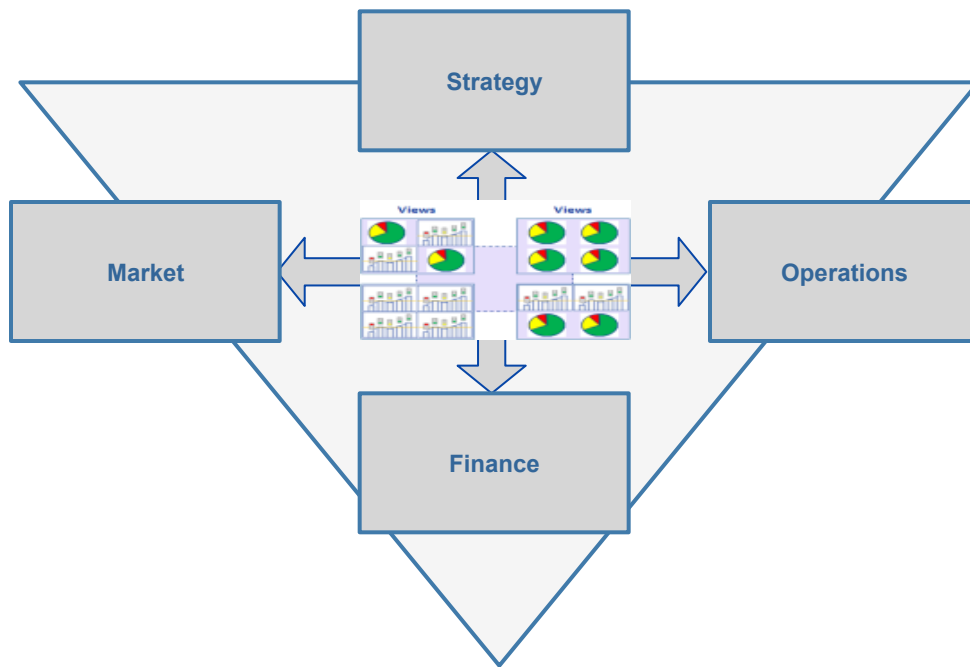
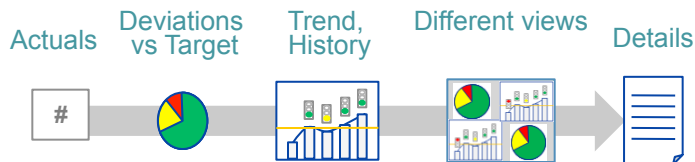




Operation Management Cockpit



Business Dashboards



The Ultimate Solution To All Organisational And Individual Monitoring And Management Reporting Requirements For Departments, Units, Functions And Complete Enterprises!



Challenges

- ✦ Timely ability to recognize, respond to and manage new market requirements.
- ✦ Ability to always act and react faster than the competition.
- ✦ Efficient management of investments.
- ✦ Development and achievement of ROI targets

Requirements

Clear and simple measurements providing:

- ✦ Accurate and practical information to support strategic decision making.
- ✦ Continuous monitoring of day to day operations.
- ✦ Early warning and recognition of deviations.
- ✦ Clear recommendations for corrective actions.
- ✦ Summary of effectiveness of corrective actions.
- ✦ Details of effectiveness of resource and systems usage.
- ✦ Metrics for improved efficiency of business processes.
- ✦ Facts enabling conversion of technology improvements into business benefits.
- ✦ Methodology to more effectively support achievement of business targets.
- ✦ Realistic benchmarking for positioning and comparisons with competitors.

Solution

Dashboards For: -

- ✦ Target Management
- ✦ Opportunity Management
- ✦ Risk Management
- ✦ Problem Management
- ✦ Project portfolio Management
- ✦ Business unit, function and enterprise management and control

Target Setting And Achievement Planning – Measurement – Control



Quick Overview

- Single and combined presentation of different but connected views for all enterprise levels and issues.
- Flexible and individual connection of different data sources.
- Supports very complex requirements.
- Information of protocol level imbedded.
- Useable at all enterprise levels simultaneously.
- Modular enhancements.

Connectivity With Current CRM, ERP, BI, MIS Tools

Benefits

Information aggregated from multiple heterogeneous sources

- A template based solution.
- Fast and easy implementation.
- Short Definition ,Evaluation and Implementation phases minimise TCO.
- Immediate results.
- Subject to individual authorization level all viewers have access to the same level of information.
- Connectivity of multiple dashboards provides a common overview of individual results and information.
- Especially:**
 - Universal target management
 - Revenue / Cost / Margin data for all levels
 - Process efficiency concerning business objects
 - Productivity results for all levels
 - Improved early warnings and corrective actions
 - Efficient support of control systems
 - Confirmation of correct security levels.

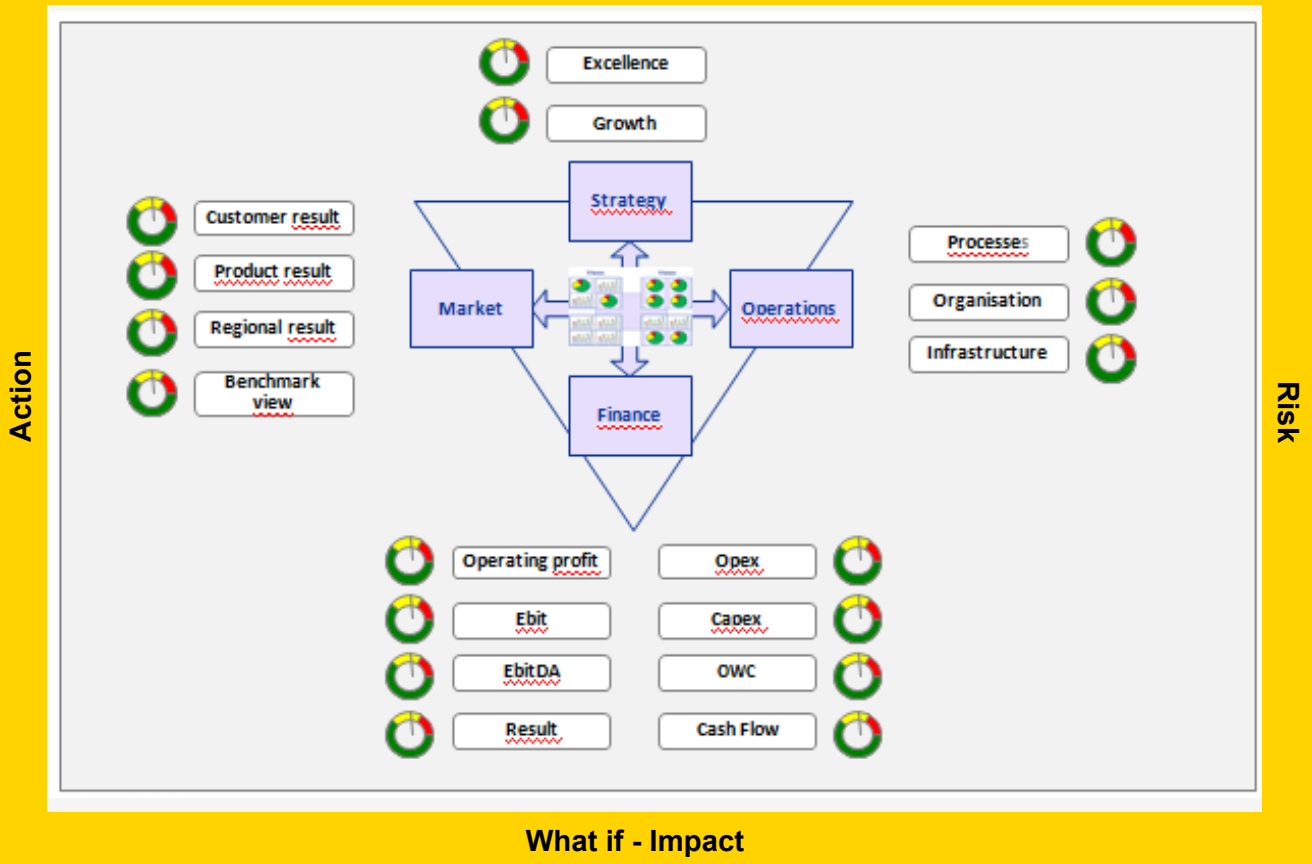
Improved Strategic Target Achievement Through Transparent Connectivity Of Operational Structures



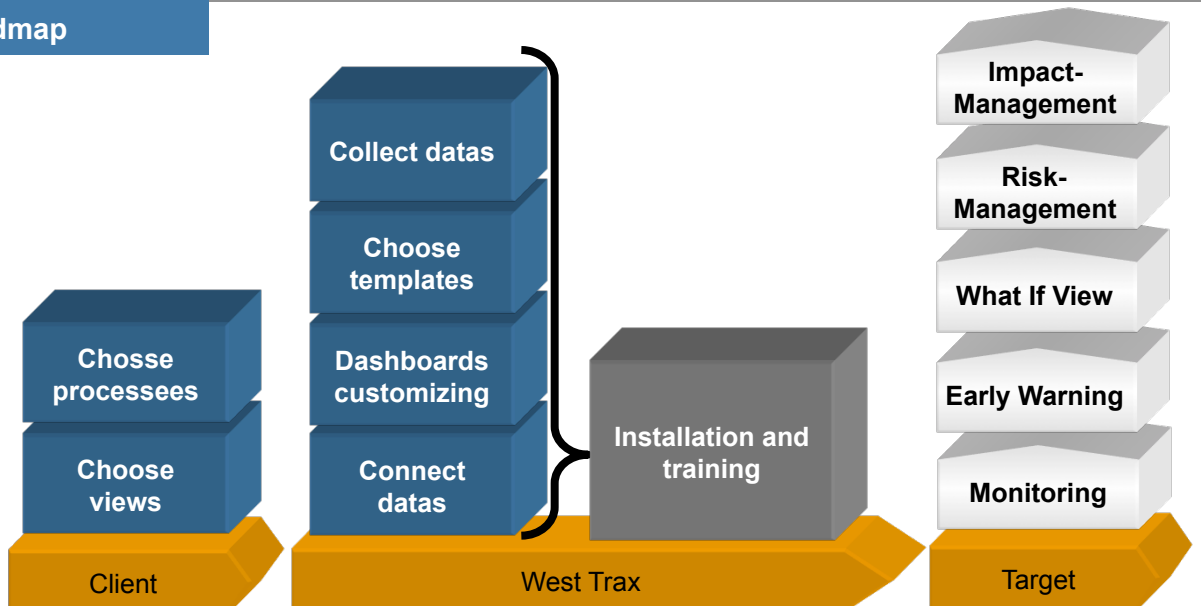
Business Dashboards

Dashboard - Views

What if View

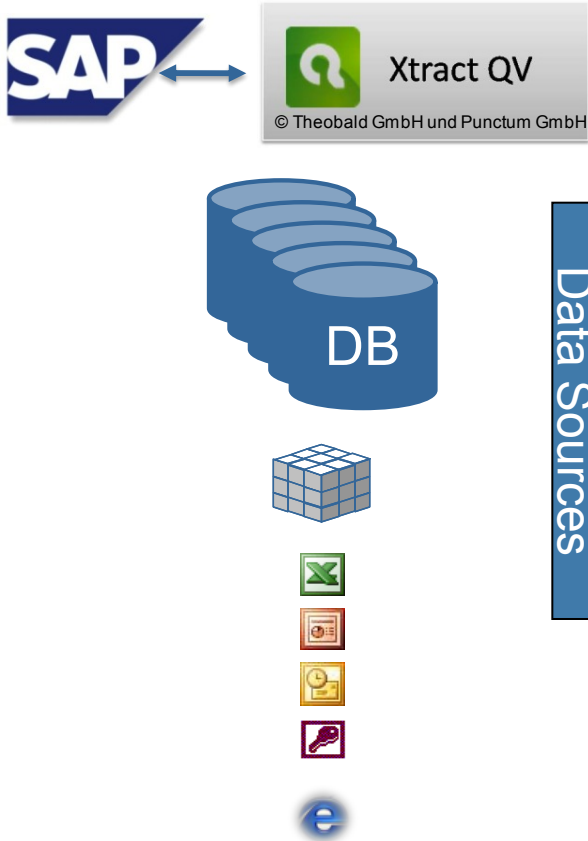


Roadmap



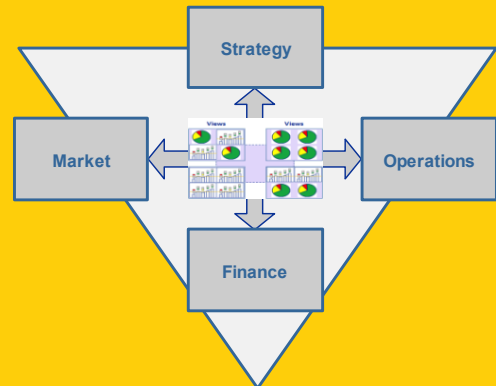


Data Sources



Heterogeneous
Data Sources

Operation Management Cockpit



Business Dashboards

Technology Requirements

Operating System (32-bit and 64-bit)

- Windows XP Professional, Vista and later
- Windows Server 2003, 2008 and later

Processor

- 32-bit: Intel Core Duo or higher
- 64-bit: Multi-core x64-compatible

Working Memory (depending on Data volume)

- 32-bit: Minimum 1 GB
- 64-bit: Minimum 4 GB

Hard Disc (capacity required for installation)

- Approx.. 500 MB